

## **Wal-Mart Sales Forecasting Using Machine Learning**

**MR. P. MUTHYALU**, Assistant Professor, Department of CSE, Narayana Engineering College, Gudur.

**P. Chaithanya**, Department of CSE, Narayana Engineering College, Gudur.

### **ABSTRACT :**

Software programmes may get gradually precise at expecting consequences without being clearly coded using machine learning techniques. Machine learning is based on the idea that models and algorithms may collect input data then utilise statistical investigation to determine an output, while updating results as information become obtainable, as underlying principle. For example, models may be adapted and trained to meet management expectations so that correct measures are followed to reach a certain goal. Wall Mart, a one-stop shopping mall, has been used in this system to estimate sales of various products and to study impact that various variables have on sales of products. Predictive models may be built using different features of a Wall Mart dataset and methods used to construct them, and these findings can be used to make better business choices.

### **INTRODUCTION :**

Recording information related to sales of things or products with their many dependent or independent aspects is an important phase in today's contemporary world of large shopping centres, such as major malls and marts. Dataset is a combination of element characteristics, customer data, data related to inventory control in a data warehouse, all constructed using numerous dependent & independent factors. After then, data is cleaned up to provide more precise forecasts and fresh, fascinating findings that add to our accepting of task's information. Machine learning methods like random forests as well as simple or multiple linear regression models may then be used to expect upcoming trades using this figures.

### **RELATED WORK :**

Wang, Haoxiang.[2], Green supply chain management, green product removal choice, green cradle-to-cradle performance assessment are all combined to produce a green system. An examination of a wide range of variables focuses on addressing realworld challenges, including design process, customer specifications, artificial intelligence, soft computing. Nonlinear outputs from consumer electronics as well as smart systems are examined in this research. These nonlinear outputs may be handled by ANFIS, which provides sustainable development & management. This approach allows for decision-making that takes into account many goals and aims to maximise several different outcomes. In addition, system's control performance and data transmission speed are improved. Suma, V., and Shavige Mallechwara Hills. [3] E-commerce business in India has seen an increase in demand for reconditioned items over previous decade. Despite high need, relatively little study

has been conducted in this area. Existing research tends to overlook aspects of real-world company environment, market dynamics, and varied client behaviour in online market. Indian e-commerce business is extensively studied in this article utilizing a data-mining method to anticipate demand for reconditioned electronic products in India. Factors in actual world, such as supply and demand, are also examined. Data from three randomly selected e-commerce websites were used to conduct study. An algorithmic approach is used to collect, analyze and validate data. Findings of this study show that, despite effects of changing consumer behavior and market conditions, suggested technique can provide extremely accurate predictions. After data has been analysed, it may be utilised to introduce new products or conduct more market research.

### **Proposed System :**

The model that has been developed focuses on numerous ways algorithms may be applied to a dataset. With regression analysis and other data, we are calculating here. Using regression as well as arrangement prototypes such as polynomial regression classifier, ridge classifier and XG-Boost classifier, then we compare outcome as accuracy, MSE, MAE and RMSE.

### **METHODOLOGY :**

Random Forest Algorithm Supervised Machine Learning Algorithms, like random forest, are regularly used in organization as well as regression tasks. Decision trees are constructed from a variety of samples and majority vote is used to classify and average data.

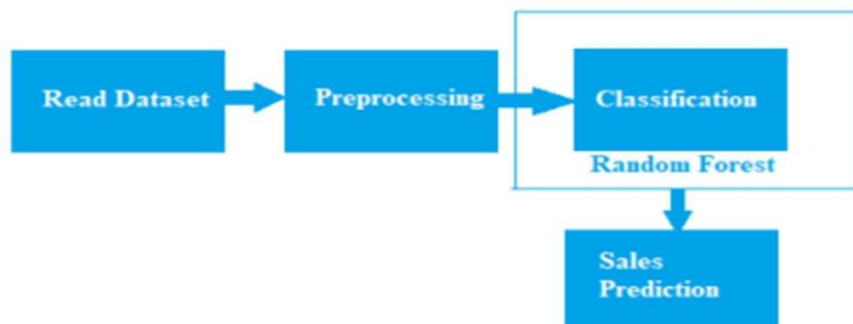
Step 1: Random forest uses a data group by 8192 registers to generate n casual registers.

Step 2: Each trial has a exclusive decision tree built for it.

Step 3: There will be a consequence for every choice tree.

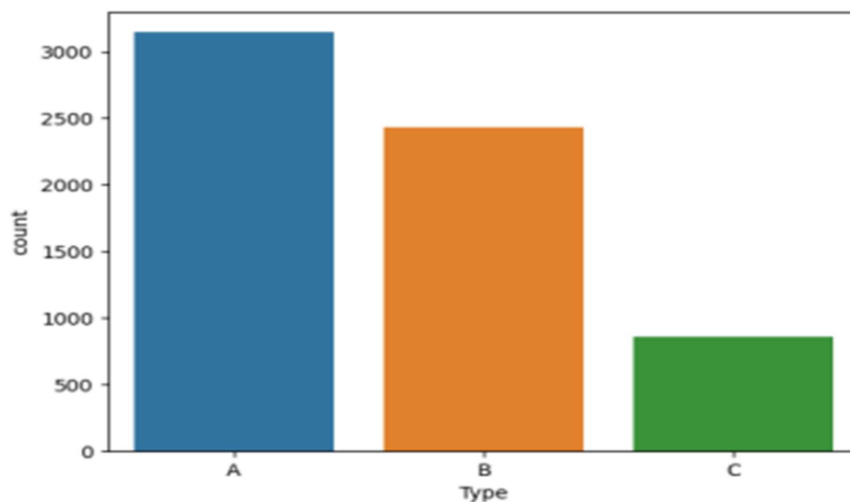
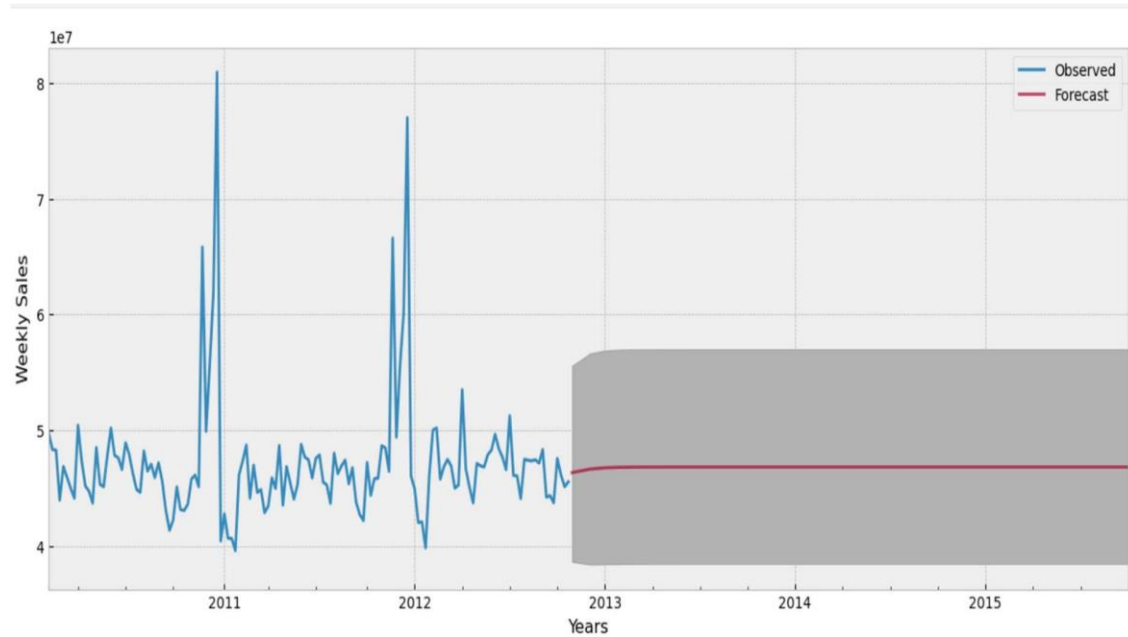
Step 4: For classification as well as regression, final result is expected to be depending on Majority Voting Or Averaging.

### **SYSTEM ARCHITECTURE :**

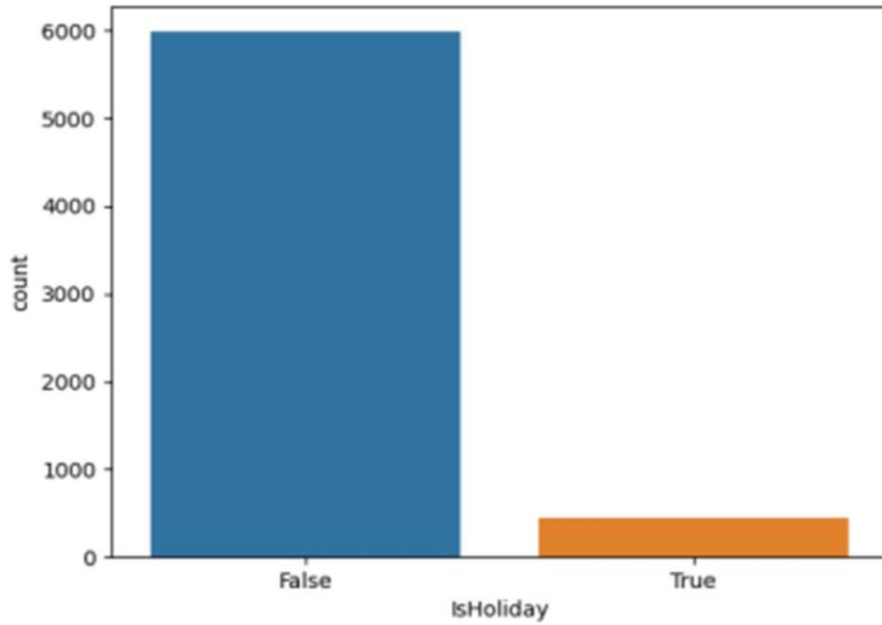


Above architecture collects the data from the dataset. Performs preprocessing i.e. cleans the data and then applies classification. Having successfully completed preceding steps, dataset is now prepared to be used to develop suggested model. It is utilised as a prediction model for Wall Mart sales after model is built.

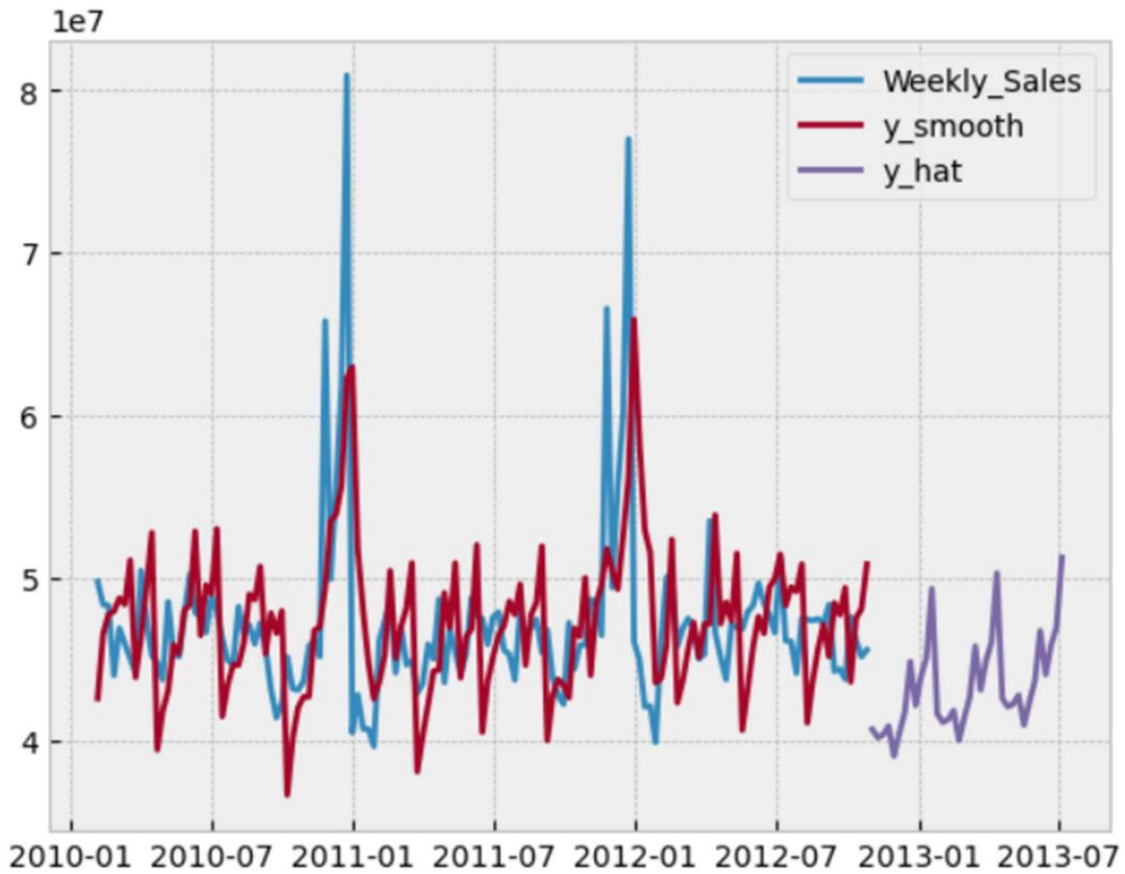
## RESULTS AND DISCUSSIONS :



**Product Type Vs Sales Count**



**Holiday Sales Analysis**



## CONCLUSION :

XG Boost Regressor's accuracy is being predicted. Large retail chains may improve their methods and tactics by using our forecasts as a guide. This information will be very valuable to company's leaders, who will be able to better understand their sales and profitability. This will also serve as inspiration for future Wall mart stores.

## REFERENCES :

- [1] Ching Wu Chu and Guoqiang Peter Zhang, "A comparative study of linear and nonlinear models for aggregate retails sales forecasting", Int. Journal Production Economics, vol. 86, pp. 217-231, 2003.
- [2] Wang, Haoxiang. "Sustainable development and management in consumer electronics using soft computation." Journal of Soft Computing Paradigm (JSCP) 1, no. 01 (2019): 56.- 2. Suma, V., and Shavige Malleshwara Hills. "Data Mining based Prediction of D
- [3] Suma, V., and Shavige Malleshwara Hills. "Data Mining based Prediction of Demand in Indian Market for Refurbished Electronics." Journal of Soft Computing Paradigm (JSCP) 2, no. 02 (2020): 101- 110
- [4] Giuseppe Nunnari, Valeria Nunnari, "Forecasting Monthly Sales Retail Time Series: A Case Study", Proc. of IEEE Conf. on Business Informatics (CBI), July 2017.
- [5] <https://halobi.com/blog/sales-forecasting-five-uses/>. [Accessed: Oct. 3, 2018]
- [6] Zone-Ching Lin, Wen-Jang Wu, "Multiple LinearRegression Analysis of the Overlay Accuracy Model Zone", IEEE Trans. On Semiconductor Manufacturing, vol. 12, no. 2, pp. 229 – 237, May 1999.
- [7] O. Ajao Isaac, A. Abdullahi Adedeji, I. Raji Ismail, "Polynomial Regression Model of Making Cost Prediction In Mixed Cost Analysis", Int. Journal on Mathematical Theory and Modeling, vol. 2, no. 2, pp. 14 – 23, 2012.
- [8] C. Saunders, A. Gammerman and V. Vovk, "Ridge Regression Learning Algorithm in Dual Variables", Proc. of Int. Conf. on Machine Learning, pp. 515 – 521, July 1998. IEEE TRANSACTIONS ON INFORMATION THEORY, VOL. 56, NO. 7, JULY 2010 3561.